




**WHERE TO PARK:**

- General Parking 
- Handicap Parking 
- 15 minute parking 

- ▲ 1. Emergency Entrance
  - Open 24 hours, 7 days week
  - Walk-in emergency patients
  - All visitors after 8 p.m.
- ▲ 2. Wismer Main Entrance
  - All surgery & endoscopy patients including heart procedure/surgery patients
  - Lab & x-ray patients
  - Nutrition & Diabetes education appointments
  - Wismer procedures & infusion/IV therapy
  - MRI patients
  - CT Scan patients
  - Nuclear Medicine patients
  - Special or multiple x-ray procedure patients
  - Women's Wellness Place patients
- ▲ 3. James Rourke Entrance
  - Karmanos Cancer Institute Patients
- ▲ 4. West Exit
  - Pick up for all patients being discharged from hospital
- ▲ 5. Vendor entrance

